A blurred background image of colorful alphabet blocks. A red block with the letter 'E' is prominent in the center, with a yellow block to its left and a green block to its right. The text is overlaid on this background.

Y1 Phonics Information Afternoon

Welcome!



Overview

- What is phonics?
- How is phonics taught in KS1?
- What is the Year 1 Screening Test?
- How can I help my child at home?

What is Phonics?

- Knowledge of alphabetical code
- Identifying sounds in words
- Recognising common spellings of each phoneme
- Blending phonemes in reading
- Segmenting phonemes in spelling

Phonic Definitions

- Phoneme
 - Smallest unit of sound in a word

c-a-t

c a t



Phonic Definitions

- Grapheme
 - Letters that represent the phoneme
 - Could be 1 letter, 2 letters or more

t,

ai,

igh, ear



Phonic Definitions

- Digraph
 - 2 letters making a sound **ai, ee, oo**
- Trigraph
 - 3 letters making one sound
igh, dge



Phonic Definitions

- **Blending (for reading)**
 - Recognising the letter sounds in a written word (c-u-p, sh-ee-p)
 - Merging them in the correct order to pronounce the word **cup, sheep**



Phonic Definitions

- **Segmenting (for spelling)**
 - Identifying individual sounds in a spoken word
 - h-i-m
 - s-t-or-k
 - writing down letters for each sound (phoneme) to form the word **him** and **stork**

The Year 1 Phonics Screening Test


- Tests phonics not understanding or reading in context
- Sealed papers from Dept of Education
- Take place June next year 2020
- 1:1 with teacher
- No guidance or support given
- Department for Education will set pass mark after tests are carried out
- Previous pass work 32/40
- May not pass – not focused, confused, ill etc
- Retake in Y2 if needed

The Year 1 Phonics Screening Test

40 words including alien or 'psuedo-words'

tox, bim, vap, ulf, quemp, jound,

fot



keb



gan



ulp



Some children get the made up words incorrect because they try to make it into a real word

ot = to


Some children blend the word K e b but then do not say what the word is. This is then in correct.

The Year 1 Phonics Screening Test

Each word in one mark

Children can read the word without blending


fot



keb



gan



ulp



toy

spike

fuel

name

- https://www.youtube.com/watch?v=IPJ_ZEBh1Bk

Sample: Answer sheet

YEAR 1
1

Phonics

Screening check: Answer sheet

First name

Last name

Screening check responses: Please tick the appropriate box for each word. The use of the comment box is optional.

Section 1				Section 2			
Word	Correct	Incorrect	Comment	Word	Correct	Incorrect	Comment
tax				voo			
bim				jound			
vap				terg			
ulf				fape			
geck				snemp			
chom				blurst			
tord				spron			
thazz				stroft			
blan				clay			
steck				slide			
hild				newt			
quemp				phone			
shin				blank			
gang				trains			
week				strap			
chill				scribe			
grit				rusty			
start				finger			
best				dentist			
hooks				startling			

Total correct



Phase 3

- Children should already be able to blend and segment words containing the 19 letters taught in Phase 2.
- Twenty-five new graphemes are introduced
- Set 6: j, v, w, x
- Set 7: y, z, zz, qu
- Consonant digraphs: ch, sh, th, ng
- Vowel digraphs: ai, ee, igh, oa, oo, ar, or, ur, ow, oi, ear, air, ure, er
- Children now use all letters and some digraphs to read and spell a range of words.

Phase 3 Sounds

j 	v 	w 	x 	y 	z 	zz 	qu 	ch 
sh 	th 	ng 	ai 	ee 	igh 	oa 	oo 	oo 
ar 	or 	ur 	ow 	oi 	ear 	air 	ure 	er 



Phase 3 Tricky Words

- During Phase 3, the following tricky words (which can't yet be decoded) are introduced:

he was my

she you her

we they

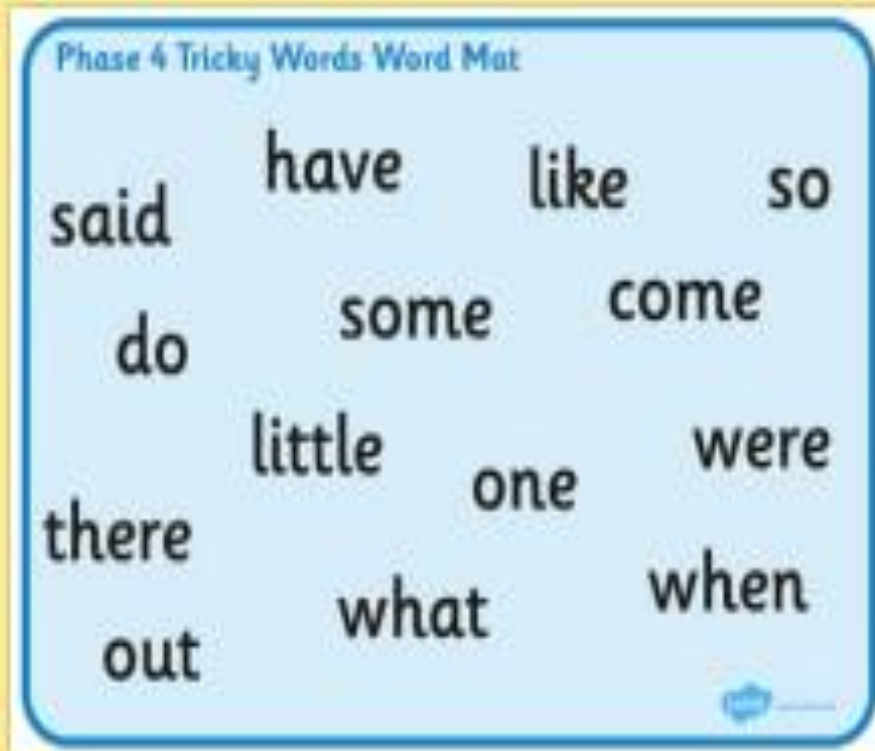
me all

be are



Phase 4

- During Phase 4, no new phonemes are introduced. Working on blending CCVC words such as **pond** or compound words such as **rainfall**.



Phase 5 Graphemes

- ay day
- oy boy
- wh when
- a-e make
- ou out
- ir girl
- ph photo
- e-e these
- ie tie
- ue blue
- ew new
- i-e like
- ea eat
- aw saw
- oe toe
- o-e home
- au Paul
- u-e rule



• Alternative graphemes for:

- i fin, find
- ow cow, blow
- y yes, by, very
- o hot, cold
- ie tie, field
- ch chin, school, chef
- c cat, cent
- ea eat, bread
- ou out, shoulder, could, you
- g got, giant

Phase 5 Sound Mat



ay



ou



ie



ea



oy



ir



ue



ue



aw



wh



ph



ew



ew



oe



au



ey



a-e



e-e



i-e



o-e



u-e



u-e

Phase 5 Tricky Words

oh

Mrs

people

Mr

called

looked

could

asked

their



ink savin

Year 1 and 2 Common Exception Words

Year 1

the	they	one
a	be	once
do	he	ask
to	me	friend
today	she	school
of	we	put
said	no	push
says	go	pull
are	so	full
were	by	house
was	my	our
is	here	
his	there	
has	where	
I	love	
you	come	
your	some	

Year 2

door	gold	plant	clothes
floor	hold	path	busy
poor	told	bath	people
because	every	hour	water
find	great	move	again
kind	break	prove	half
mind	steak	improve	money
behind	pretty	sure	Mr
child	beautiful	sugar	Mrs
children	after	eye	parents
wild	fast	could	Christmas
climb	last	should	everybody
most	past	would	even
only	father	who	
both	class	whole	
old	grass	any	
cold	pass	many	



Useful Websites!

- [PhonicsPlay.co.uk](https://www.phonicsplay.co.uk)
- <https://www.phonicsplay.co.uk/BuriedTreasure2.html>
- <https://www.phonicsplay.co.uk/PicnicOnPluto.html>



- [OxfordOwl.co.uk](https://www.oxfordowl.co.uk)

The logo for "Mr Thorne Does Phonics" features a small portrait of the man on the left, the text "Mr Thorne Does Phonics" in a large, orange, cursive font, the website address "www.mrthornedoesphonics.com" in a smaller black font, and a small cartoon giraffe on the right. Below the logo is a dark grey banner with the tagline "where learning to read becomes reading to learn" in white text.

Mr Thorne Does Phonics
www.mrthornedoesphonics.com
where learning to read becomes reading to learn

- <https://www.youtube.com/watch?v=loxXuzB87vI>

Phase 5 Sound Game

Start

- wh
- o-e
- ew
- ie
-
- oy
- u-e

Phase 5 Sound Game

- ir
- e-e
- aw
-
- ph
- i-e
- ey

Finish!

- au
- ue
-
- u-e
-
- ou
- ue

Instructions

- Roll a die.
- Say the sound if you land on one or roll again if blank.
- If you say it wrong, move back one step!

Phase 5 Phonics Words

e	l	e	p	a	n	t	f	t	u	i			
h	g	l	p	q	w	e	d	a	f	t	g		
k	i	y	u	m	p	t	e	r	d	e	k	i	h
b	r	l	j	o	w	e	r	d	f	e	u		
z	l	b	c	n	a	q	d	g	c	j	h		
w	m	l	p	k	c	s	q	e	r	t	a		
e	j	k	v	e	s	t	o	s	a	j	u		
r	q	k	l	p	i	y	b	r	a	s	t		
j	e	r	g	l	u	e	b						
k	e	r	y	g	h	k	m	v	x	a	d		
m	c	l	o	u	d	a	q	w	y	i	n		

ink saving

Phase 5 Phonics Words

e	l	e	p	a	n	t	f	t	u	i			
h	g	l	p	q	w	e	d	a	f	t	g		
k	i	y	u	m	p	t	e	r	d	e	k	i	h
b	r	l	j	o	w	e	r	d	f	e	u		
z	l	b	c	n	a	q	d	g	c	j	h		
w	m	l	p	k	c	s	q	e	r	t	a		
e	j	k	v	e	s	t	o	s	a	j	u		
t	b	o	y	y	m	l	p	a	y	s	t		
r	q	k	l	p	i	y	b	r	a	s	t		
j	e	r	g	l	u	e	b						
k	e	r	y	g	h	k	m	v	x	a	d		

ink saving

Treasure Words

Fake Words

w	h	o	e	ew	ie
oy	u	e	ey	ir	ew
e	e	aw	oe		
a	e	ay	ou		
ea	ue				

ink saving Eco

w	go	J	t	dominoes
moe	go	pero	coe	pominoes
f	her	pot	tom	doe
nero	tro	coe	stro	dotatoes

Thank you!

skarld

